

Features

- Controls the Power Clean feature.
- Adjustable time and temperature settings between 90 and 125 degrees Fahrenheit.
- Quick-connect RJ-12 cord and connector.
- Mounting arm and gasket.
- Two thermostatic steam heads with aromatherapy reservoirs.
- Includes control panel and two steam heads with aromatherapy reservoirs.
- Circular steam head design allows steam to be evenly dispensed throughout shower.
- 20-minute safety auto shut-off.
- Digital clock.
- For use with Invigoration™ Series 18kW - 30kW Steam Generators.
- Required for use with KOHLER Invigoration® Series 18kW-30kW steam generators.
- Improved sensor reduces temperature fluctuations for a consistent steam shower temperature.
- Easily adjustable control panel allows user to set temperature (90-125°F range) and steam session duration.

Material

- KOHLER finishes resist corrosion and tarnishing.

Technology

- Power Clean™ technology offers one-touch automatic cleaning and safe maintenance.
- Fast-Response® technology produces a luxurious steam shower in 60 seconds.

Loose component/s: 50 ft. Data cable, Dual connector, 10" Data Cable, 72" Data Cable, 3 way Coupler, Single connector, Removal tool, and Mounting hardware.



Codes/Standards







None Applicable

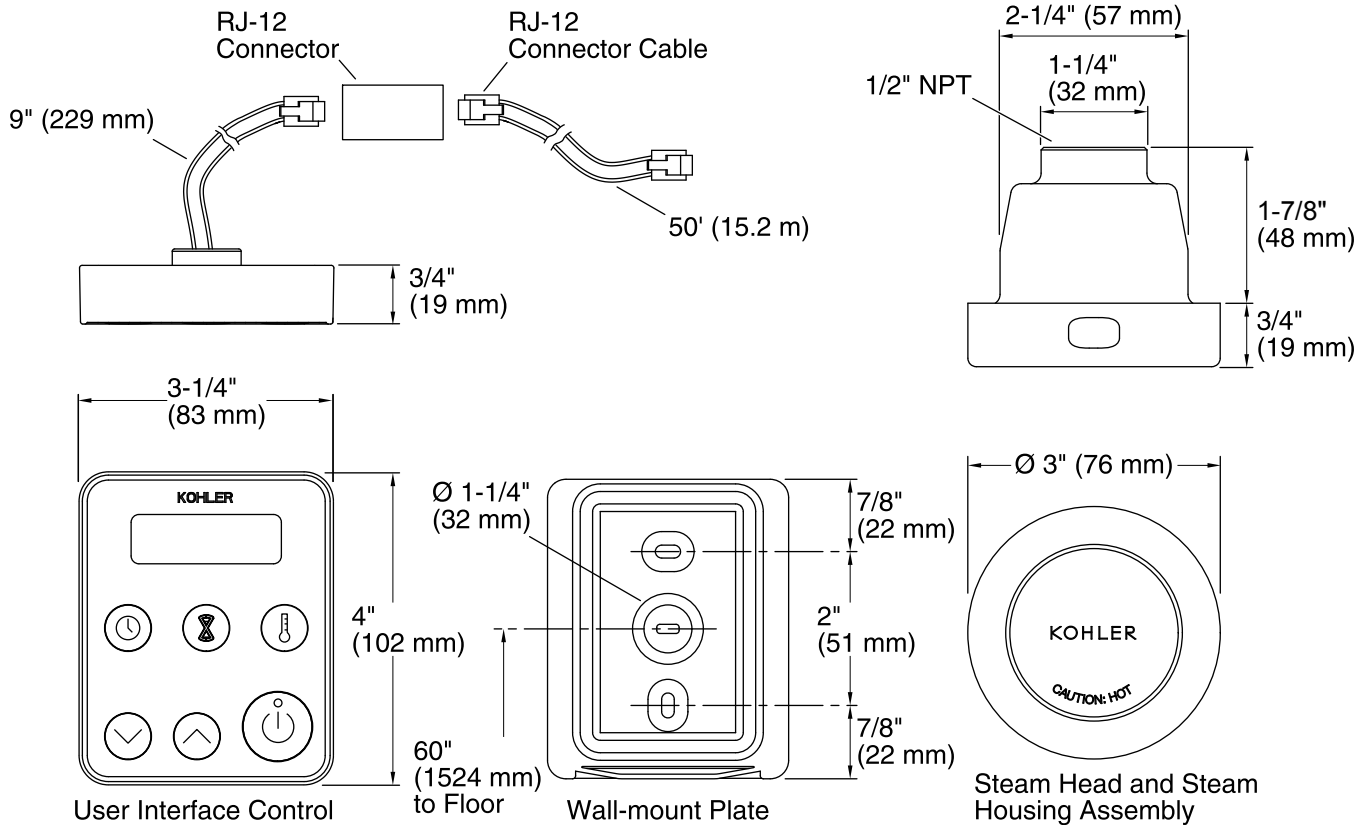
KOHLER® Steam Generator Three-Year Limited Warranty

See website for detailed warranty information.

Available Colors/Finishes

Color tiles intended for reference only.

Color	Code	Description
	CP	Polished Chrome
	SN	Vibrant® Polished Nickel
	BN	Vibrant® Brushed Nickel
	BV	Vibrant® Brushed Bronze
	2BZ	Oil-Rubbed Bronze
	TT	Titanium



Technical Information

All product dimensions are nominal.

Drain included: No

Notes

Install this product according to the installation guide.

CAUTION: Risk of personal injury. Do not install the User Interface Control outside the steam enclosure. The User Interface must be installed within the enclosure to allow the sensors to regulate the temperature and control the flow of steam.

CAUTION: Risk of scalding. Do not locate the steam head near a seat or bench, as the steam head is hot during operation and may scald the user if touched.

The temperature sensor should be mounted on the wall opposite the steam head. The steam head should be located as far from the seating area as possible.

Locate the steam head 6" (152 mm) above the floor and at least 4-1/2" (114 mm) from the threshold.