

Features

- Organic design lines fit well with any style of decor.
- For use with the 2"x4" In-Wall Tank & Carrier System.
- Dual flush actuator offers a choice of 0.8 or 1.6 gallons per flush (gpf).

Installation

- See installation guide and installation video for more detailed information.

Water Conservation & Rebates

- WaterSense® toilets meet strict EPA flushing guidelines, including using at least 20 percent less water than 1.6-gallon toilets.
- Eligible for consumer rebates in some municipalities.

Required Accessories

K-18829 2x4 In-Wall Tank & Carrier System



Codes/Standards



None Applicable

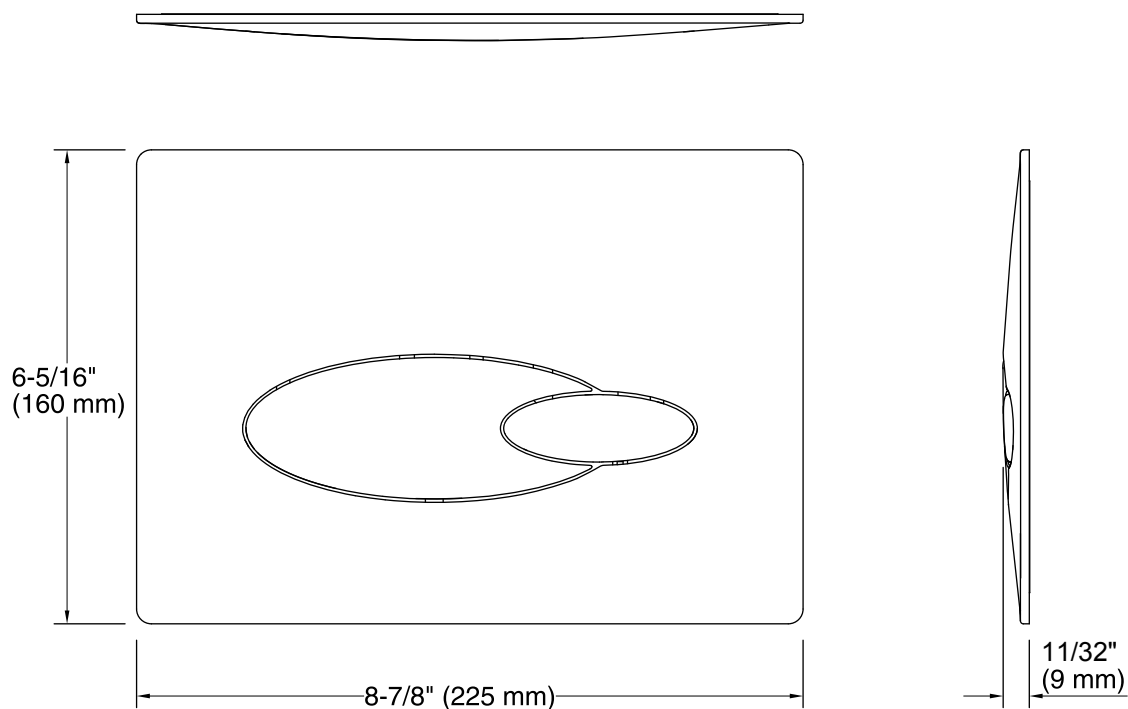
KOHLER® One-Year Limited Warranty

See website for detailed warranty information.

Available Color/Finishes

Color tiles intended for reference only.

Color	Code	Description
	CP	Polished Chrome
	AF	Vibrant® French Gold
	BN	Vibrant® Brushed Nickel
	0	White
	7	Black Black™



Technical Information

All product dimensions are nominal.